

Sound Reinforcement Subwoofer

MAIN APPLICATIONS

- Permanent installations in:
- Theatres, Concert Halls, Clubs, Places of Worship, Conference Rooms, Indoor Sports, Arenas & Stadiums
- Sound reinforcement for live events:
- Touring, Bands, Orchestras

MAIN FEATURES

- Ground stack direct load subwoofer
- Double 18" B&C very high excursion woofer with 4" voice coil
- Frequency Response from 30Hz @-6dB
- Very large area reflex port to ensure no power compression and very low port turbulence
- 0.7" birch plywood enclosure, scratch resistant black paint, 6 handles and heavy duty metal grille with synthetic protection cloth
- M20 top mount stand socket
- Optional 4 swivel-mount 4" casters
- Low frequency extension cabinet for the MUSE 210 line array for ground stacked configurations



DESCRIPTION

MUSE 218S is a direct radiation ground subwoofer, has two B&C 460mm long excursion speakers with 100mm voice coil and 4000W/4Ohm recommended amplifier power, capable of 148.5dB SPL. The bass-reflex cabinet offers substantial energy up to 30Hz and is ideal for extending and reinforcing the low frequencies of the MUSE 210 line array in ground-stack configuration. With external DSP presets is possible to create various configurations with cardioid directivity, where some subwoofers face rearwards from the audience to acoustically cancel the sound pressure behind the cluster, obtaining a reduction of the SPL on the back by over 15dB. The enclosure, optimized with BEM-type acoustic simulations to reduce resonance and turbulence of the ducts, is built with 18mm birch plywood with six handles and scratch-resistant paint. Reinforced front mesh with protective fabric and provision for optional four swivel-mount 4" (100mm) casters in the rear panel. The rear facing input panel provides 2 Neutrik NL4 M speakon female connectors.

TECHNICAL SPECIFICATIONS

GENERAL

Code		44577
Configuration	way	1 reflex
Low frequency woofer	inch	2 x 18 - 4 coil
High frequency driver	inch	---

ACOUSTIC SPECIFICATIONS

Frequency response (@-6dB)	Hz	30 - preset dependant
Sensitivity (@1W/1m)	dB	103.5
MAX SPL (cont/peak)	dB	142.5 / 148.5 half-space (bi-amp)
Dispersion	H° x V°	Omnidirectional
Recommended HP filter	Hz - dB oct	25 - 24
Recommended external filter	Hz	FBT DSP processor

INPUTS & OUTPUTS

Input connectors		2 x Speakon NL4M IN/OUT
------------------	--	-------------------------

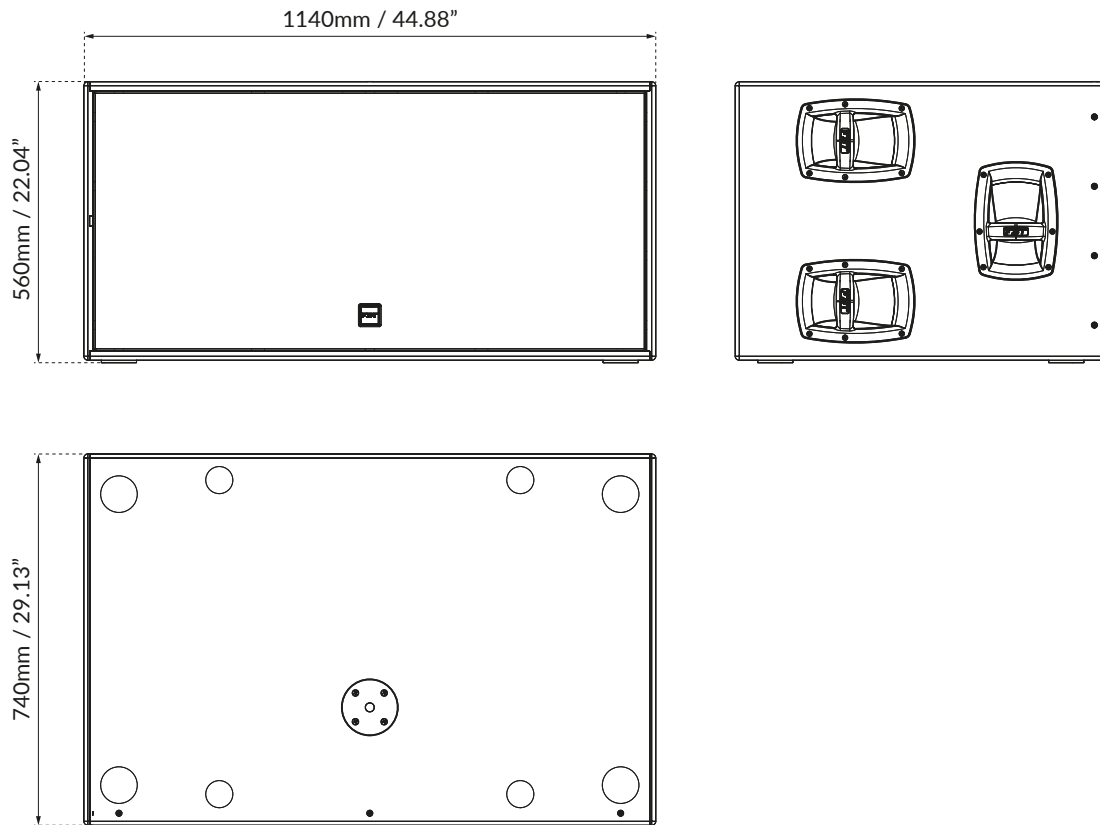
AMPLIFIER

Recommended amplifier	W RMS	4000
Long term power	W	2000
Short term power (IEC 268-5)	W	8000
Nominal impedance	Ohm	4

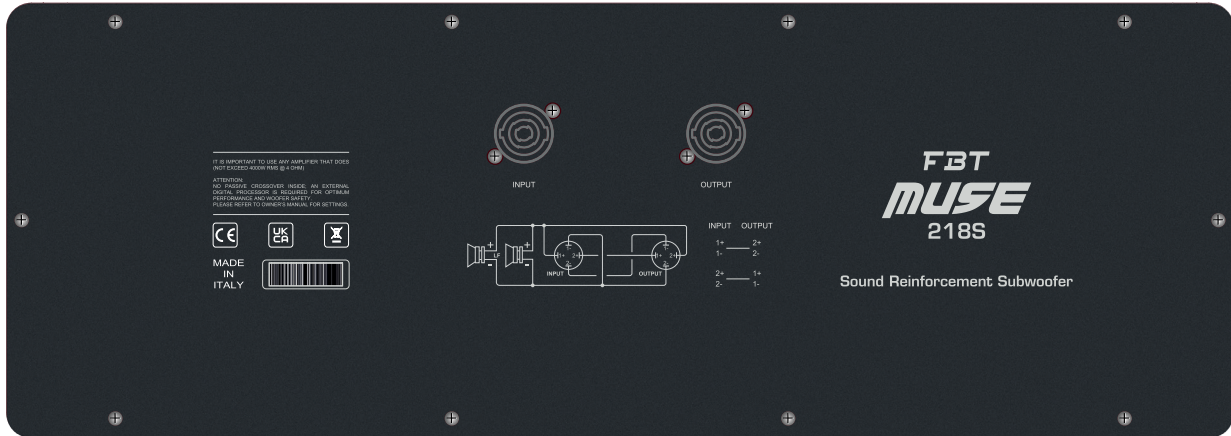
MECHANICAL SPECIFICATIONS

Material		0.7" birch plywood
Net dimensions (WxHxD)	mm	1140 x 560 x 740
	inch	44.88 x 22.04 x 29.13
Transport dimensions (WxHxD) with pallet	mm	1225 x 840 x 730
	inch	48.23 x 33.07 x 28.74
Net weight	kg	98.50
	lb	217.15
Transport weight with pallet	kg	112
	lb	246.91

DIMENSIONAL DRAWINGS



CONTROL PANEL



MUSE218S is a 1-way system, that is, it needs to be driven by an amplification channel suitably processed with DSP parameters supplied by FBT. Improper use of the system with incorrect DSP settings can compromise the reliability of the transducers and exhibit suboptimal acoustic performance. Internally there is no passive crossover, the speakers are connected directly to the SPEAKON connectors. In the rear dashboard there are two Neutrik Speakon NL4 M connectors, an input and an output. The internal configuration of the connection allows you to connect two speakers with a 4-wire cable and drive them each with a dedicated amplifier channel.

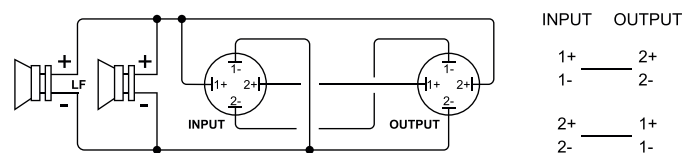
Attention! In this configuration it is necessary to use a 4-wire SPEAKON cable between the amplifier and the first speaker! Connect amplifier output channel 1 to terminals 1+ / 1- and channel 2 to terminals 2+ / 2- of the SPEAKON INPUT. Channel 1 is used to drive the speakers of the first connected speaker, while channel 2 is relaunched on terminals 1+ / 1- of the output SPEAKON which will be connected to the input of the second speaker with a normal two-pole speakon cable.

In the case of LINK of 4 SPEAKERS it is necessary to use a 4-pole SPEAKON cable also for the LINKS and consider that SPEAKER number 1 and 3 will be connected in parallel as well as speakers number 2 and 4. The impedance seen by the amplifier is halved, it will therefore be necessary to choose amplifiers capable of driving the impedance resulting from the parallel of the connected speakers.

The section of the SPEAKON cable must be suitable for the current supplied to the speakers. We generally recommend using the following sections:

- 2.5mm² length up to 20mt / 4mm² over 20 mt

	LF+ AMP CH1	LF- AMP CH1	LF+(linked cabinet) AMP CH2	LF-(linked cabinet) AMP CH2
SPEAKON NL4M INPUT	1+	1-	2+	2-
SPEAKON NL4M OUTPUT/LINK	2+	2-	1+	1-



INPUT OUTPUT

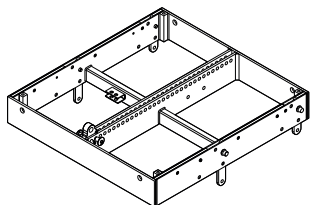
1+ 2+

1- 2-

2+ 1+

2- 1-

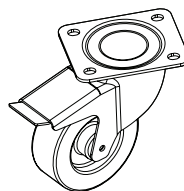
ACCESSORIES



MS-F 210

Flying Bar
Code: 38834

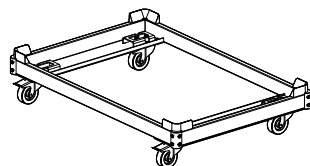
686 x 100 x 652mm
27 x 3.93 x 25.66inch
30 kg / 66.13 lb



KBW-1004S

4 Wheels Kit with Brake
Code: 25197

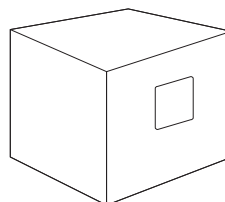
ø100mm
ø4inch
4 kg / 8.81 lb



MS-T 218

Trolley or Ground Stack
Code: 45321

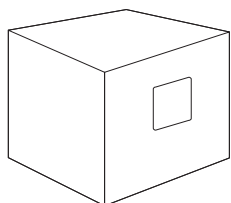
1215 x 242 x 854mm
47.83 x 9.52 x 33.62inch
25 kg / 55.11 lb



MS-C 218

Nylon Cover
Code: 45178

1.80 kg / 3.96 lb



MS-CH 218

Nylon Cover
Code: 45177

1.80 kg / 3.96 lb